

AVAILABLE FOR LEASE

MEADOWLANDS BEVERAGE DISTRIBUTION CENTER

600 16TH STREET, CARLSTADT, NEW JERSEY

NEW YORK CITY

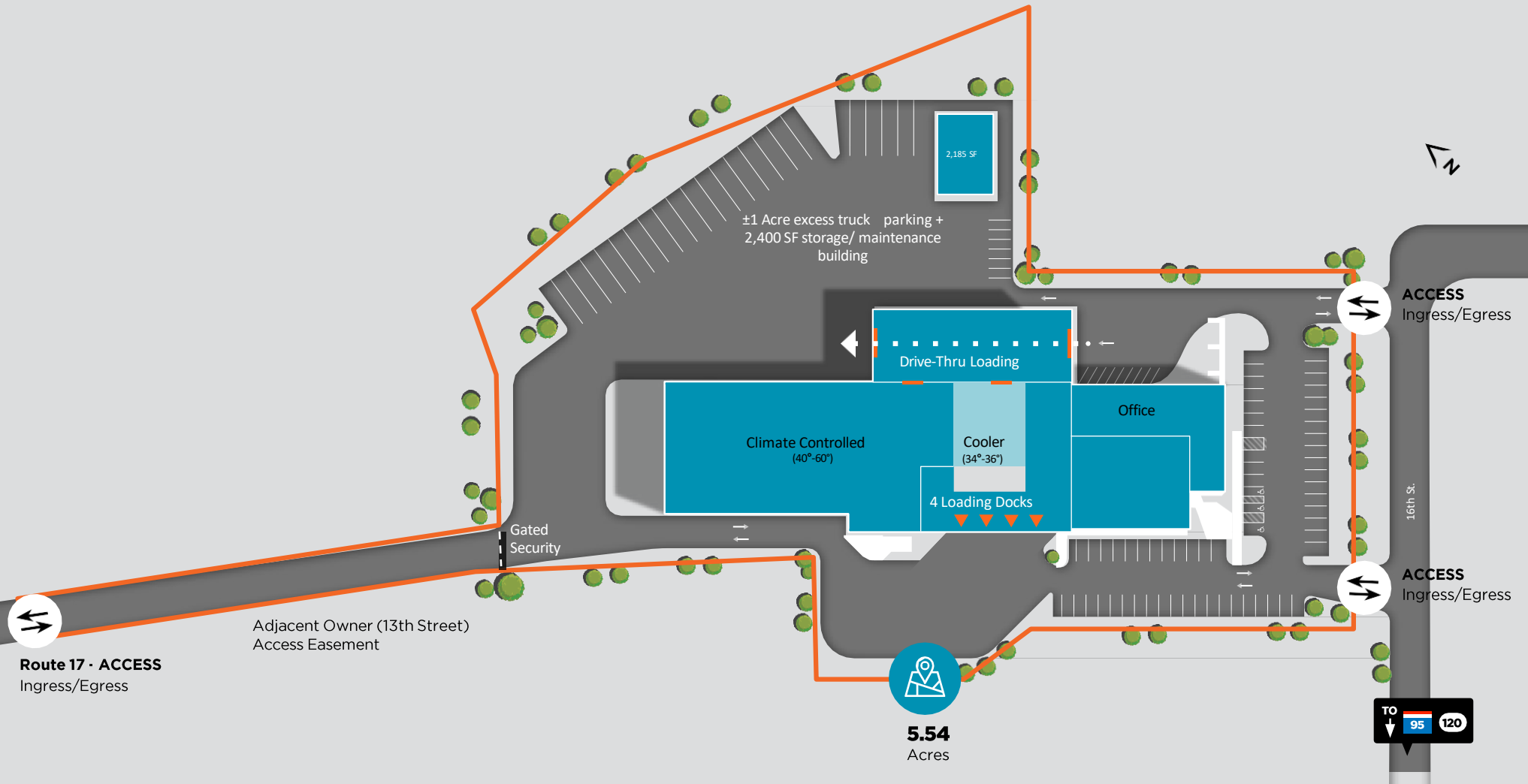


TO NYC →

±55,000 SF | REFRIGERATED / HIGH THROUGH-PUT FACILITY | LOW COVERAGE

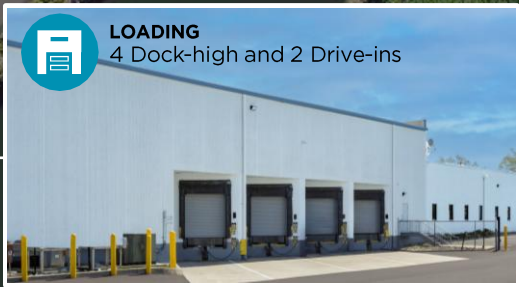


SITE PLAN





PROPERTY DESCRIPTION



P **PARKING**
65 Car spaces
26 Trailer spaces

ACREAGE
5.54 Acres

TOTAL SIZE
55,068 SF on 5.54 Acres

CEILING HEIGHT
28'

OFFICE AREA
5,300 SF

LOADING DOORS
4 Loading Docks
2 Drive-in Doors

POWER
800 Amps
(Upon Tenant Verification)

COLUMN SPACING
40'7" x 36'

COMMENT

- Available Immediately
- 26 Trailer & 65 Car Parking
- 2,184 SF Storage / Maintenance Building



ACCESS
Ingress/Egress

ACCESS
Ingress/Egress

ACCESS
Ingress/Egress

TO
RT. 120,
I-95

16TH STREET



For more information, please contact:

THOMAS D. TUCCI, SIOR
+1 732 243 3120
thomas.tucci@cushwake.com

TORSTEN M. THALER
+1 732 243 3060
torsten.thaler@cushwake.com

NATALIE GORGA
+1 732 243 3136
natalie.gorga@cushwake.com

One Meadowlands Plaza, 7th Floor
East Rutherford, NJ 07073

99 Wood Avenue South, 8th Floor
Iselin, NJ 08830

©2025 Cushman & Wakefield. All rights reserved. The information contained in this communication is strictly confidential. This information has been obtained from sources believed to be reliable but has not been verified. NO WARRANTY OR REPRESENTATION, EXPRESS OR IMPLIED, IS MADE AS TO THE CONDITION OF THE PROPERTY (OR PROPERTIES) REFERENCED HEREIN OR AS TO THE ACCURACY OR COMPLETENESS OF THE INFORMATION CONTAINED HEREIN, AND SAME IS SUBMITTED SUBJECT TO ERRORS, OMISSIONS, CHANGE OF PRICE, RENTAL OR OTHER CONDITIONS, WITHDRAWAL WITHOUT NOTICE, AND TO ANY SPECIAL LISTING CONDITIONS IMPOSED BY THE PROPERTY OWNER(S). ANY PROJECTIONS, OPINIONS OR ESTIMATES ARE SUBJECT TO UNCERTAINTY AND DO NOT SIGNIFY CURRENT OR FUTURE PROPERTY PERFORMANCE.



cushmanwakefield.com

