

CBRE

LBALogistics 

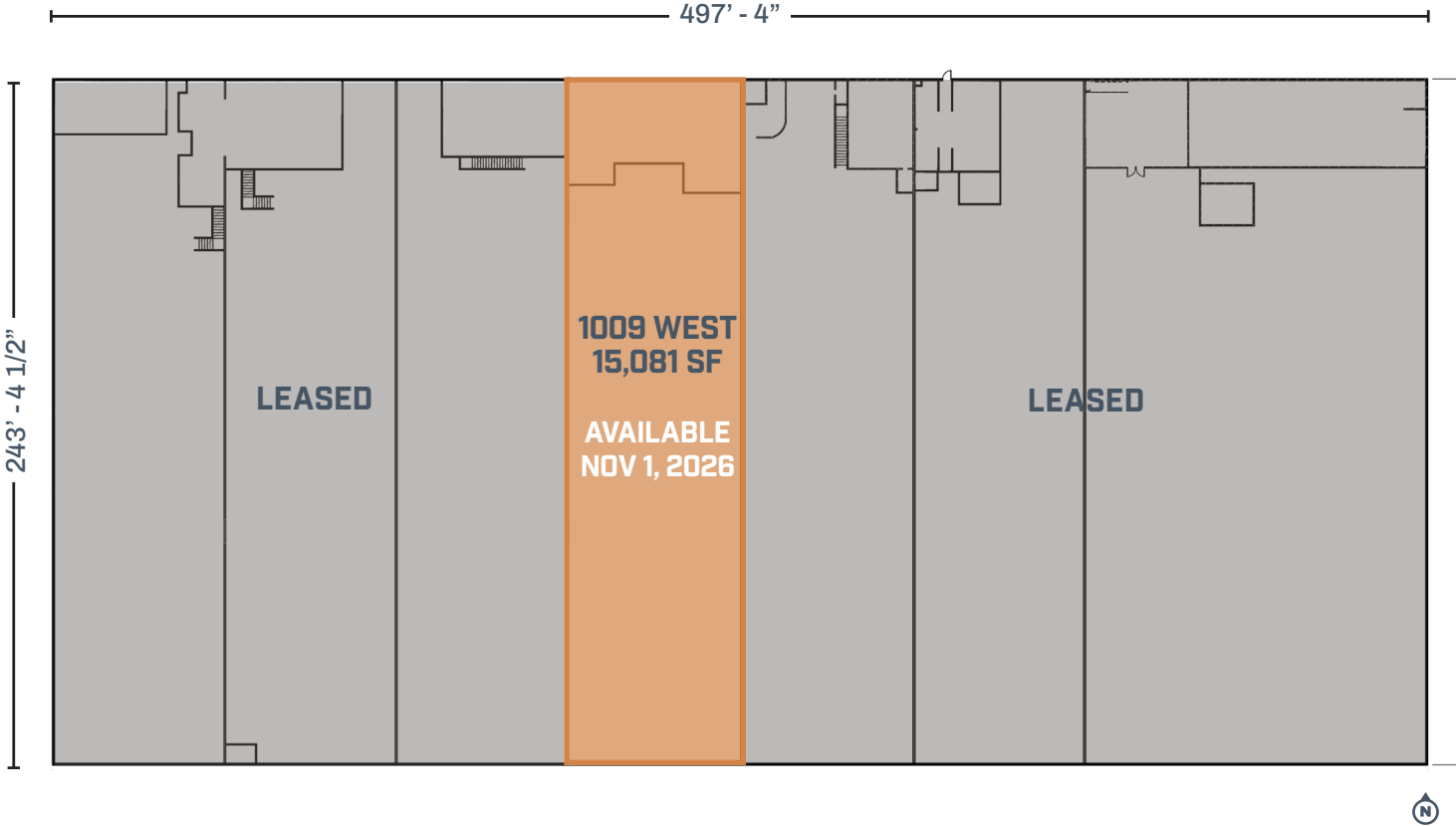
CENTRAL VALLEY INDUSTRIAL PARK, BLDG 1

1009 WEST 3160 SOUTH
SALT LAKE CITY, UT 84119

**15,081 SF
SPACE FOR LEASE**



SITE PLAN



HIGHLIGHTS



Building Size:	120,895 SF
Available:	15,081 SF
Office:	±1,162 SF
Warehouse:	±13,919 SF
Dock High Doors:	Two (2)
Clear Height:	24'
Column Spacing:	36' x 40'
Fire Suppression:	Wet System
Construction Type:	Concrete Tilt
Zoning:	M-1, Light Manufacturing
Other:	Ample Parking

15,081 SF
SPACE FOR LEASE

- CONVENIENTLY LOCATED OFF OF 900 WEST IN THE CENTRAL VALLEY INDUSTRIAL PARK
- ONLY 15 MINUTES FROM SALT LAKE INTERNATIONAL AIRPORT
- CENTRALLY POSITIONED FOR FAST, CONVENIENT ACCESS TO DOWNTOWN, I-15, I-80, I-215 AND HIGHWAY 201
- INSTITUTIONALLY OWNED AND MANAGED BUILDING LOCATED IN HIGH DEMAND SUB-MARKET WITH LITTLE AVAILABLE CLASS A SPACE

LOCATION



CBRE

LBALogistics 

CENTRAL VALLEY INDUSTRIAL PARK, BLDG 2

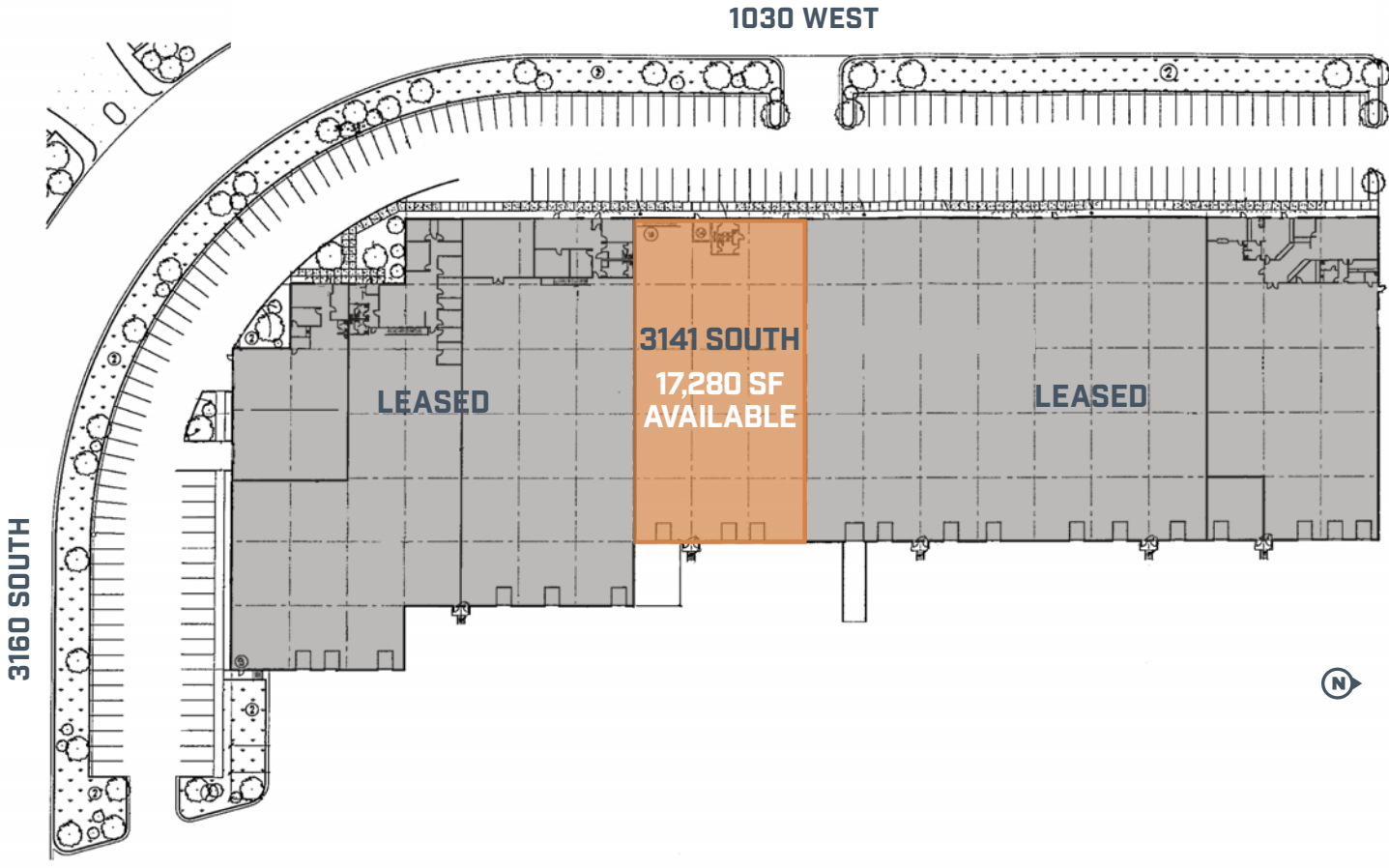
3141 SOUTH 1030 WEST
SALT LAKE CITY, UT 84119

**17,280 SF
SPACE FOR LEASE**



17,280 SF
SPACE FOR LEASE

SITE PLAN



HIGHLIGHTS



Building Size:	124,371 SF
Available:	17,280 SF
Office:	±977 SF
Warehouse:	±16,303 SF
Dock High Doors:	Three (3)
Clear Height:	22'
Column Spacing:	32' x 36'
Fire Suppression:	Wet System
Construction Type:	Concrete Tilt
Zoning:	M-1, Light Manufacturing
Other:	Ample Parking

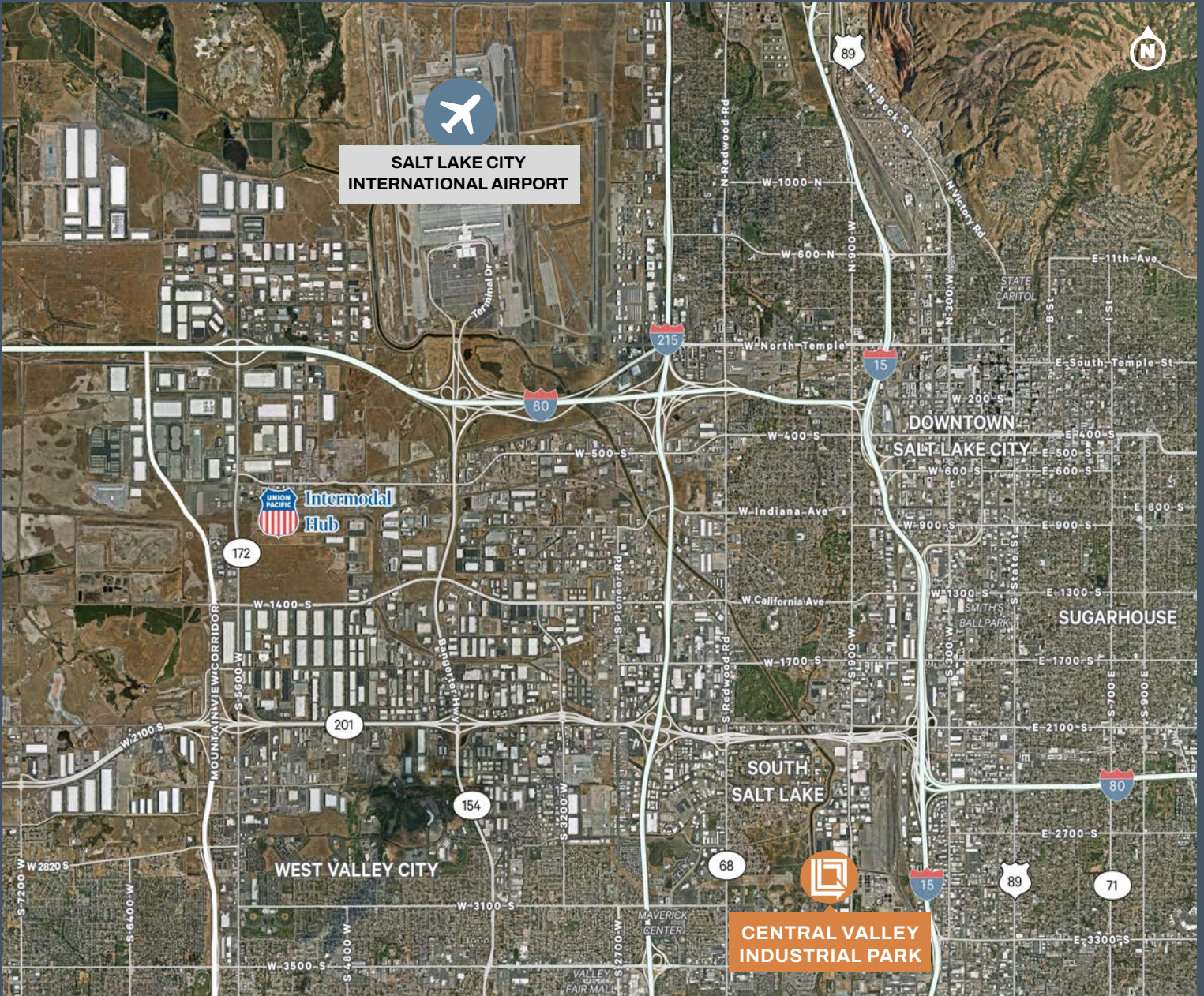
17,280 SF
SPACE FOR LEASE

- CONVENIENTLY LOCATED OFF OF 900 WEST IN THE CENTRAL VALLEY INDUSTRIAL PARK
- ONLY 15 MINUTES FROM SALT LAKE INTERNATIONAL AIRPORT
- CENTRALLY POSITIONED FOR FAST, CONVENIENT ACCESS TO DOWNTOWN, I-15, I-80, I-215 AND HIGHWAY 201
- INSTITUTIONALLY OWNED AND MANAGED BUILDING LOCATED IN HIGH DEMAND SUB-MARKET WITH LITTLE AVAILABLE CLASS A SPACE

LOCATION



17,280 SF
SPACE FOR LEASE



LBA Logistics 

CBRE

MATT MCAFEE
Senior Vice President
+1 801 869 8023
matt.mcafee@cbre.com

TOM DISCHMANN
Executive Vice President
+1 801 243 9411
tom.dischmann@cbre.com

CHRIS LIDDELL
Senior Vice President
+1 801 869 8007
chris.liddell@cbre.com

JEFF RICHARDS
Executive Vice President
+1 801 869 8007
jeff.richards@cbre.com

© 2025 CBRE, Inc. All rights reserved. This information has been obtained from sources believed reliable but has not been verified for accuracy or completeness. CBRE, Inc. makes no guarantee, representation or warranty and accepts no responsibility or liability as to the accuracy, completeness, or reliability of the information contained herein. You should conduct a careful, independent investigation of the property and verify all information. Any reliance on this information is solely at your own risk.

www.cbre.com/saltlakecity