



# NURSLING 8B

MODERN DISTRIBUTION  
WAREHOUSE



20,547 SQ FT | AVAILABLE NOW

NURSLING INDUSTRIAL ESTATE | SOUTHAMPTON | SO16 0YU

# MODERN SOUTH COAST DISTRIBUTION FACILITY



PRIME LOCATON



20,547 SQ FT



PROXIMITY TO M271 & M27



SECURE YARD

20,547 sq ft (1,908.92 sq m) warehouse accommodation available now.



# BUILT FOR LOGISTICS

Unit 8B, Oriana Way is a purpose-built storage and distribution unit of portal frame construction with brick and profile clad elevations. The property provides a large warehouse with two level access loading doors, together with ground and first floor office accommodation. The unit

has recently undergone refurbishment, including a new roof, new loading doors, an epoxy-coated warehouse floor, recoated cladding and fully fitted offices with air conditioning, and benefits from a generous yard and ample parking.



Size (Sq Ft)  
**20,547**



Level Access  
**2 DOORS**



Clear Height  
**6.4M**



EV Charging  
**1**



Car Parking  
**20**



**NEWLY REFURBISHED**



Roof Lights  
**10%**



EPC  
**B**



**NEW ROOF**



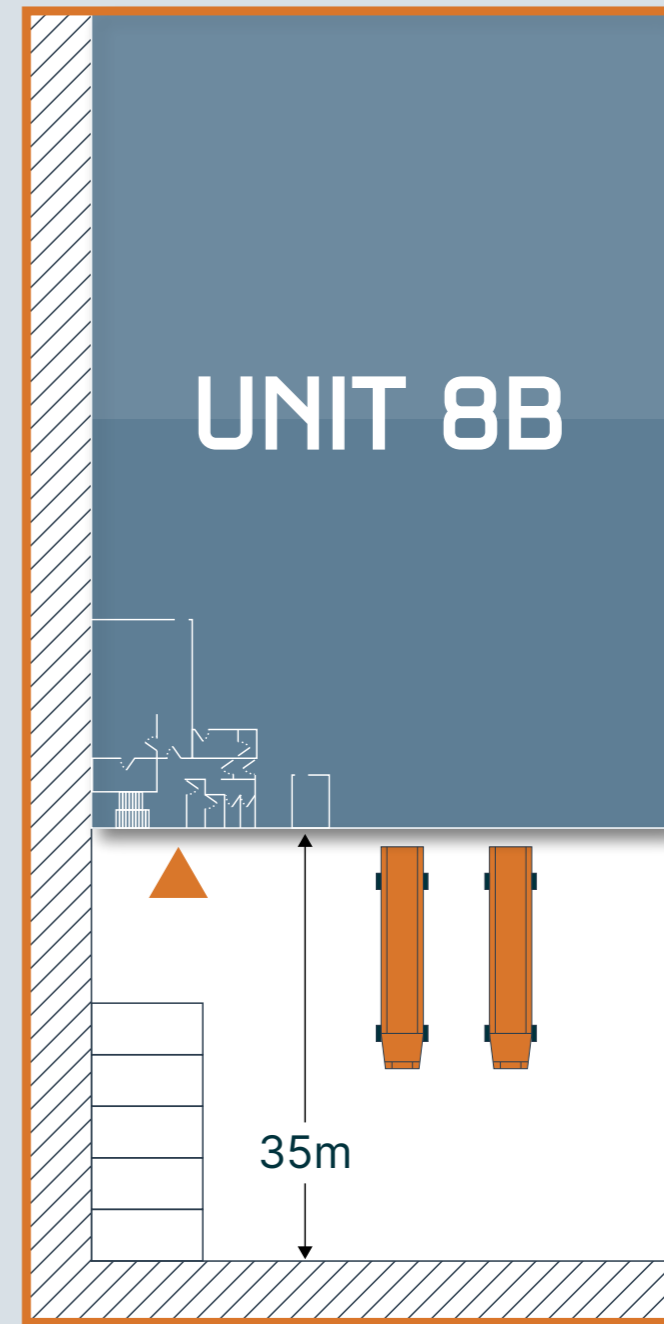
**AIR CONDITIONING**



**SECURE YARD**



**FIRST FLOOR OFFICES**



Saxon 58	Sq Ft	Sq M
Warehouse	19,538	1,815.14
First Floor Offices	1,009	93.78
<b>Total</b>	<b>20,547</b>	<b>1,908.92</b>



Entrance



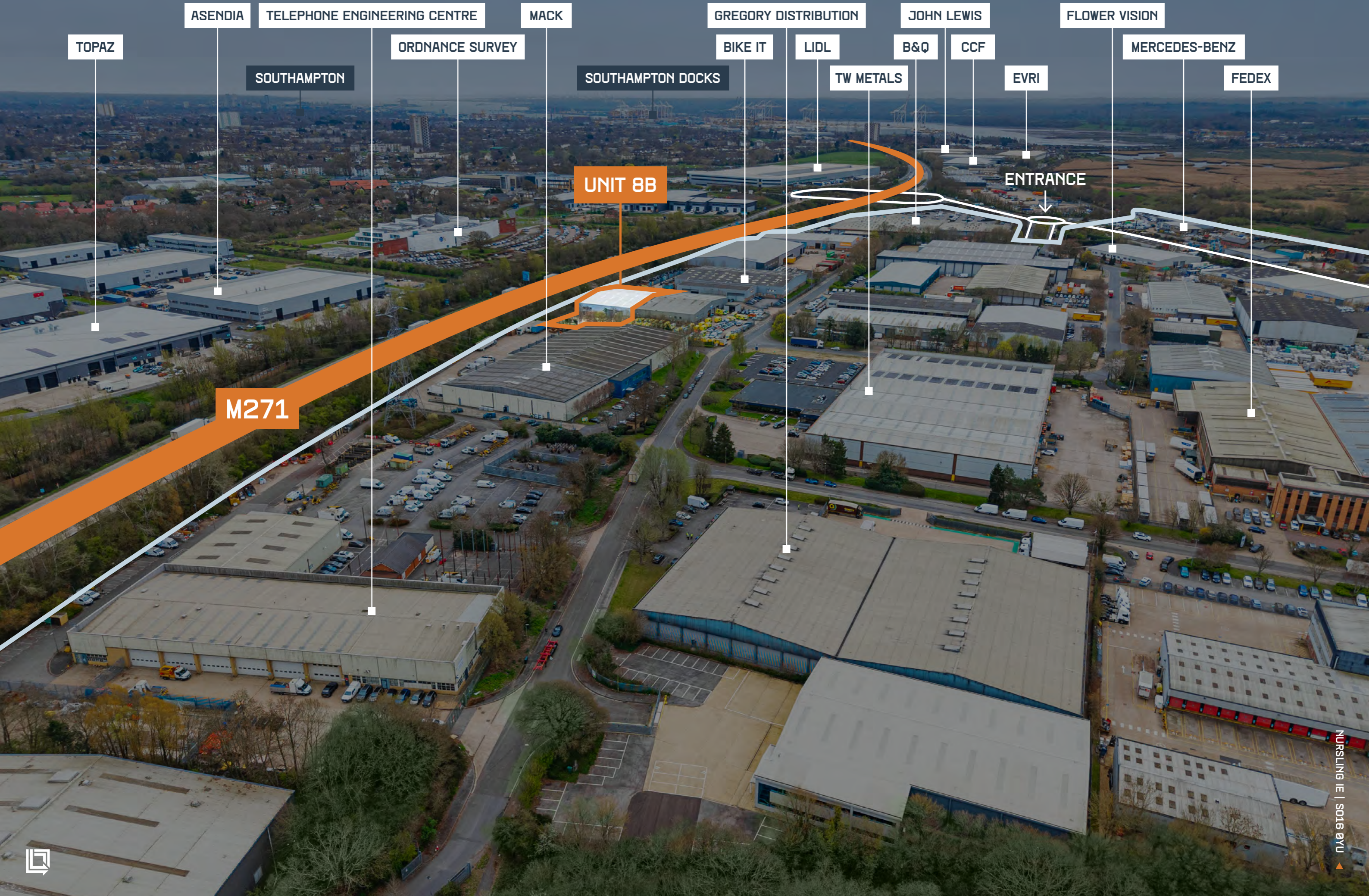
Level Access Doors



Green area

Indicative GIA





TOPAZ

ASENDIA

TELEPHONE ENGINEERING CENTRE

SOUTHAMPTON

ORDNANCE SURVEY

MACK

SOUTHAMPTON DOCKS

UNIT 8B

GREGORY DISTRIBUTION

BIKE IT

LIDL

TW METALS

JOHN LEWIS

B&Q

CCF

FLOWER VISION

EVRI

ENTRANCE

MERCEDES-BENZ

FEDEX

M271



6.4m clear height & 2 electric loading doors



Newly refurbished spacious warehouse



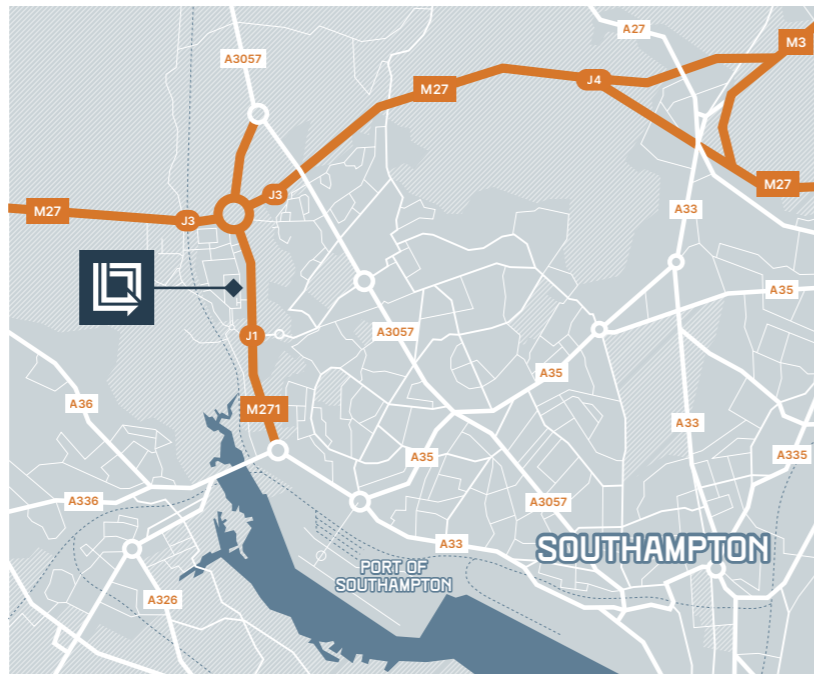
First floor office with full air conditioning

# PORT ACCESS. NATIONAL REACH.

Situated within the Nursling Industrial Estate Southampton's premier distribution hub, unit 8B offers exceptional connectivity just three miles north of the city.

The site adjoins the M271 and sits within a mile of Junction 3 of the M27, providing seamless access to London via the M3, and the Midlands and North via the A34.

Additionally, Southampton Central offers direct rail links to London Waterloo in roughly 80 minutes, ensuring an easy commute.



## ROAD

	Miles	Mins
M271	1	3
M27	1.9	5
M3	5.6	8
A34	15	16

## RAIL

Travel times from Southampton Central	Mins
London Waterloo	45
Oxford	1hr 22m
Brighton	1hr 45m
Bristol	1hrs 55m

## AIR

	Miles	Mins
Heathrow Airport	65	1hr 5m
Brighton City Airport	62	1hr 15m
Gatwick Airport	89	1hr 25m
Luton Airport	96	1hr 30m

## SEA

	Miles	Mins
DP World Southampton	3	9
Portsmouth International Port	25	35
Avonmouth Dock	111	1hr 50m
London Gateway Port	120	2hrs



27% of local population are between 20 - 34



28.6% of the workforce are employed in logistics and manufacturing sectors



80% - 85% of the population can be reached within a 4hr HGV drive time



## TERMS

The unit is available via a full repairing and insuring lease, for a term of years to be agreed. Further information, including rent is available on request.

## ANTI-MONEY LAUNDERING

In accordance with anti-money laundering regulations, AML checks will be required for any potential tenant.

## LEGAL COSTS

Both parties to pay their own legal costs.

## CONTACT

For more information, please contact:

**Lambert  
Smith  
Hampton**

**DAN RAWLINGS**  
drawlings@lsh.co.uk  
07702 809 192

**LUKE MORT**  
lmort@lsh.co.uk  
07591 384 236



**ADRIAN WHITFIELD**  
adrian.whitfield@realest.uk.com  
07901 558 730

**LBA Logistics**

**RICH MOORE**  
rmoore@lbarealty.com  
07353 969 838

**NURSILING 88**



Further information – to include energy performance certificates and data site access is available upon request. Dowley Turner Real Estate LLP and TDBRE on its behalf and for the Vendors or Lessors of this property whose Agents they are, give notice that: 1. These particulars are set out as a general outline only for guidance to intending Purchasers or Lessees, and do not constitute any part of an offer or contract. 2. Details are given without any responsibility and any intending Purchasers, Lessees or Third Parties should not rely on them as statements or representations of fact, but must satisfy themselves by inspection or otherwise as to the correctness of each of them. 3. No person in the employment of Dowley Turner Real Estate LLP and TDBRE has any authority to make any representation or warranty whatsoever in relation to this property. 4. Unless otherwise stated, all prices and rents are quoted exclusive of VAT. April 2026.



# NURSLING 42A

MODERN STANDALONE  
DISTRIBUTION WAREHOUSE



**19,355 SQ FT | AVAILABLE NOW**

NURSLING INDUSTRIAL ESTATE | SOUTHAMPTON | SO16 0YU

# MODERN SOUTH COAST DISTRIBUTION FACILITY



PRIME LOCATON



19,355 SQ FT



PROXIMITY TO M271 & M27



SECURE YARD

19,355 sq ft (1,798 sq m) warehouse accommodation available now.



# BUILT FOR LOGISTICS

Unit 42A, Oriana Way is a standalone distribution facility designed for modern logistics. The building features a high-spec steel portal frame wrapped in a contemporary silver micro-rib finish. The property includes a two-storey office, featuring a signature entrance with white

cladding and blue-tinted double glazing. These high-quality workspaces come fully move-in ready, complete with climate-controlled gas central heating, recessed lighting, carpets and the added safety of an integrated sprinkler system throughout.



Size (Sq Ft)  
**19,355**



Level Access  
**2 DOORS**



Clear Height  
**7.64M**



HGV Parking  
**4**



Power Supply  
**69 KVA**  
100A three-phase with capacity to upgrade



EV Charging  
**1**



Car Parking  
**47**



**SPRINKLER SYSTEM**



Roof Lights  
**8%**



**AIR CONDITIONING**



**EPC B**



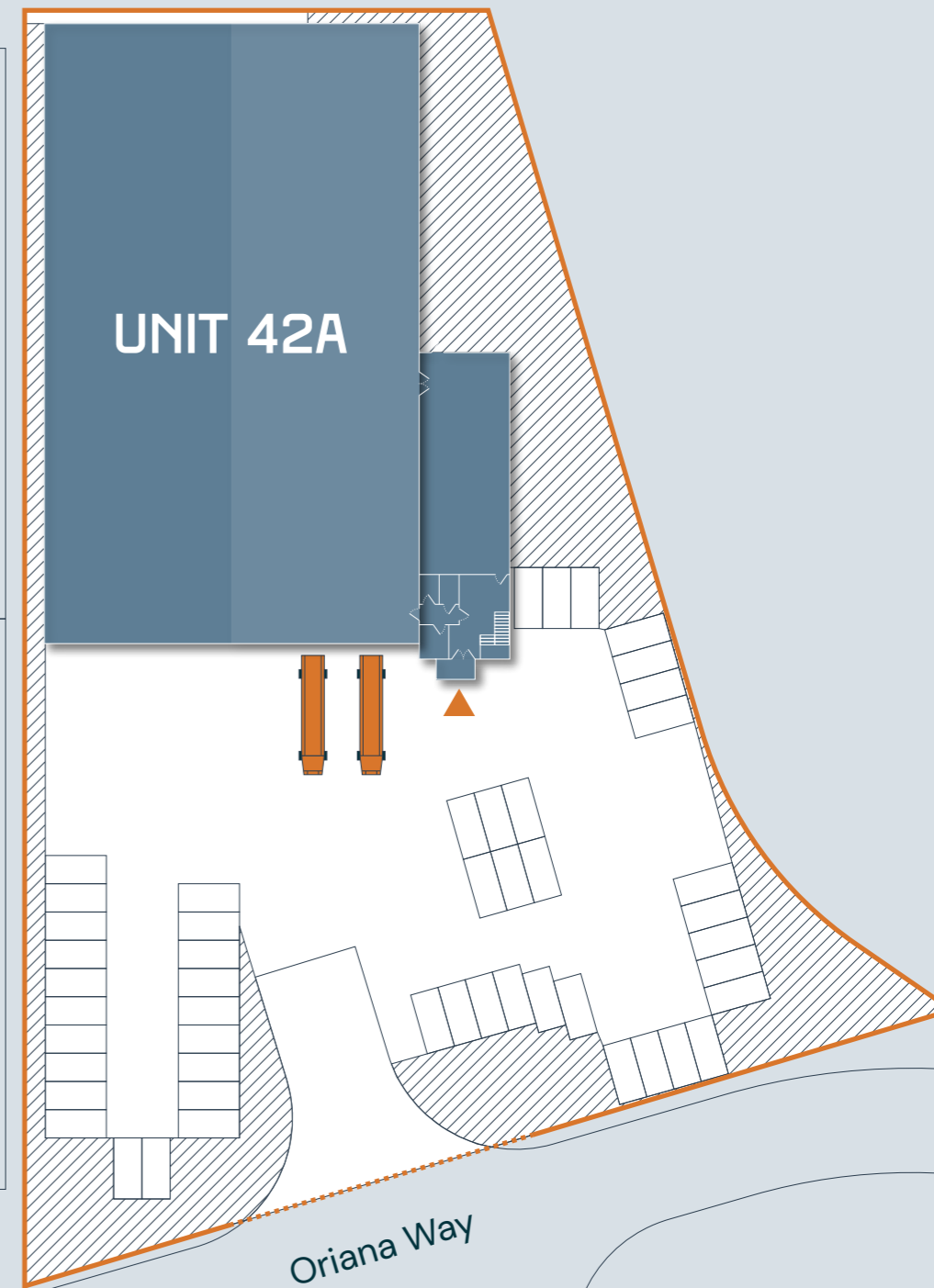
**FULLY FITTED KITCHENS**



**SECURE YARD**



**TWO STOREY OFFICES**



Saxon 58	Sq Ft	Sq M
Warehouse	17,484	1,624
First Floor Offices	1,870	174
<b>Total</b>	<b>19,355</b>	<b>1,798</b>



Entrance



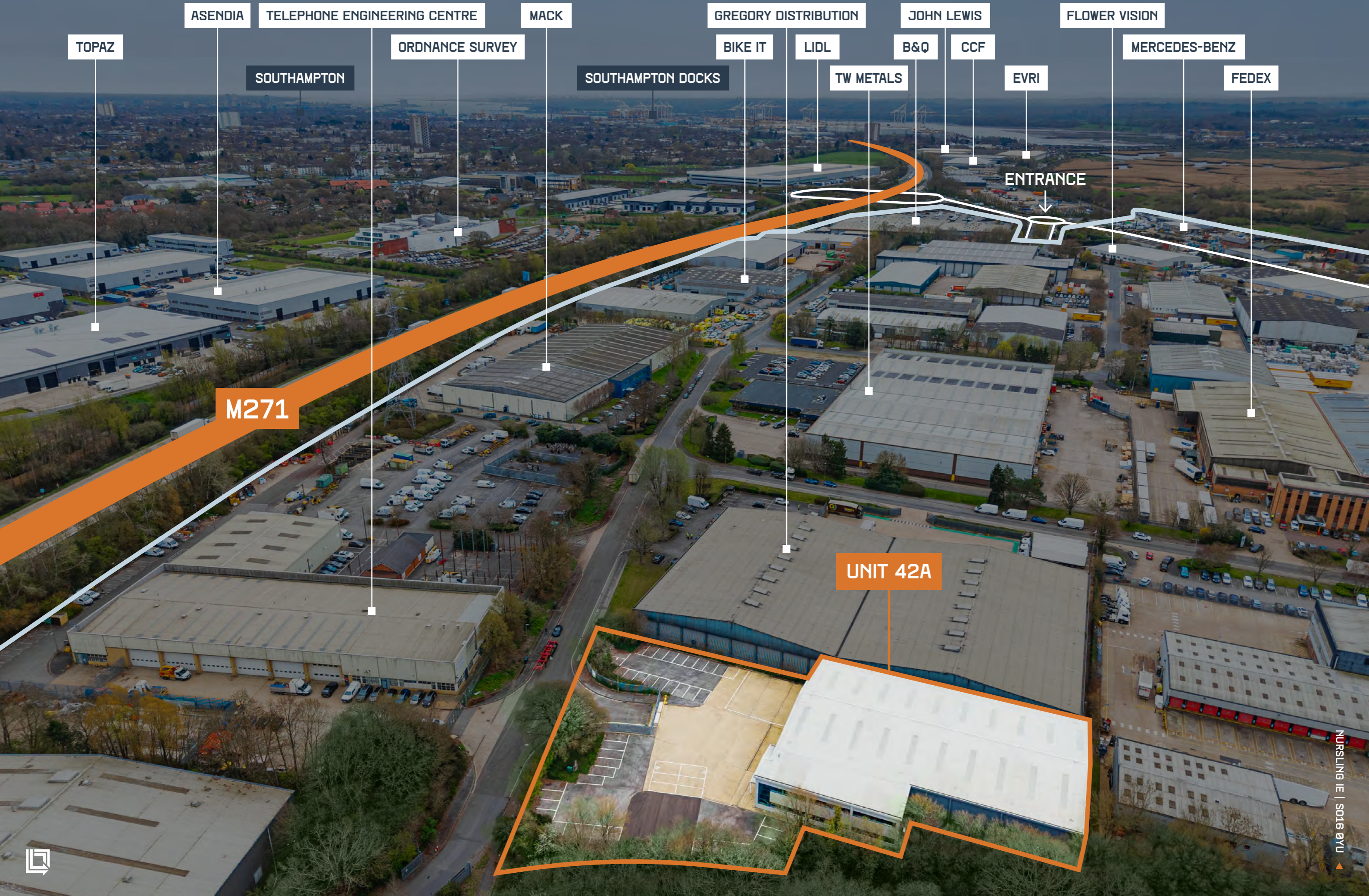
Level Access Doors



Green area

Indicative GIA





TOPAZ

ASENDIA

TELEPHONE ENGINEERING CENTRE

SOUTHAMPTON

MACK

ORDNANCE SURVEY

SOUTHAMPTON DOCKS

GREGORY DISTRIBUTION

BIKE IT

LIDL

JOHN LEWIS

B&Q

CCF

FLOWER VISION

EVRI

MERCEDES-BENZ

FEDEX

ENTRANCE

M271

UNIT 42A



7.64m clear height & 2 electric loading doors



Spacious warehouse with roof lighting and secured yard



First floor office with full air conditioning and window line

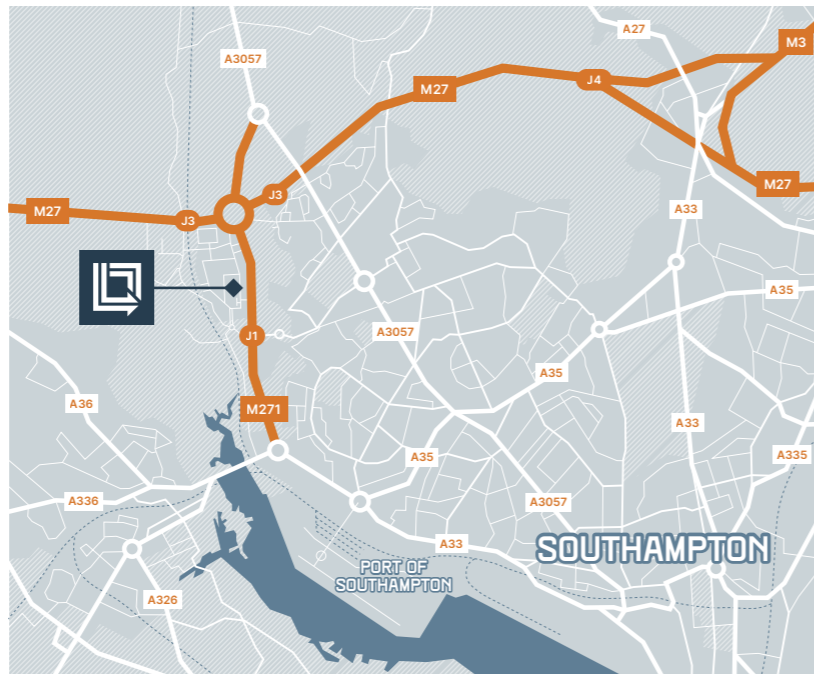


# PORT ACCESS. NATIONAL REACH.

Situated within the Nursling Industrial Estate Southampton's premier distribution hub, unit 42A offers exceptional connectivity just three miles north of the city.

The site adjoins the M271 and sits within a mile of Junction 3 of the M27, providing seamless access to London via the M3, and the Midlands and North via the A34.

Additionally, Southampton Central offers direct rail links to London Waterloo in roughly 80 minutes, ensuring an easy commute.



## ROAD

	Miles	Mins
M271	1	3
M27	1.9	5
M3	5.6	8
A34	15	16

## RAIL

Travel times from Southampton Central	Mins
London Waterloo	45
Oxford	1hr 22m
Brighton	1hr 45m
Bristol	1hrs 55m

## AIR

	Miles	Mins
Heathrow Airport	65	1hr 5m
Brighton City Airport	62	1hr 15m
Gatwick Airport	89	1hr 25m
Luton Airport	96	1hr 30m

## SEA

	Miles	Mins
DP World Southampton	3	9
Portsmouth International Port	25	35
Avonmouth Dock	111	1hr 50m
London Gateway Port	120	2hrs



27% of local population are between 20 - 34



28.6% of the workforce are employed in logistics and manufacturing sectors



80% - 85% of the population can be reached within a 4hr HGV drive time



## TERMS

The unit is available via a full repairing and insuring lease, for a term of years to be agreed. Further information, including rent is available on request.

## ANTI-MONEY LAUNDERING

In accordance with anti-money laundering regulations, AML checks will be required for any potential tenant.

## LEGAL COSTS

Both parties to pay their own legal costs.

## CONTACT

For more information, please contact:

**Lambert  
Smith  
Hampton**

**DAN RAWLINGS**  
drawlings@lsh.co.uk  
07702 809 192

**LUKE MORT**  
lmort@lsh.co.uk  
07591 384 236

 realest

**ADRIAN WHITFIELD**  
adrian.whitfield@realest.uk.com  
07901 558 730

**LBA**Logistics 

**RICH MOORE**  
rmoore@lbarealty.com  
07353 969 838

  
**NURSLING 42A**

Further information – to include energy performance certificates and data site access is available upon request. Dowley Turner Real Estate LLP and TDBRE on its behalf and for the Vendors or Lessors of this property whose Agents they are, give notice that: 1. These particulars are set out as a general outline only for guidance to intending Purchasers or Lessees, and do not constitute any part of an offer or contract. 2. Details are given without any responsibility and any intending Purchasers, Lessees or Third Parties should not rely on them as statements or representations of fact, but must satisfy themselves by inspection or otherwise as to the correctness of each of them. 3. No person in the employment of Dowley Turner Real Estate LLP and TDBRE has any authority to make any representation or warranty whatsoever in relation to this property. 4. Unless otherwise stated, all prices and rents are quoted exclusive of VAT. April 2026.