

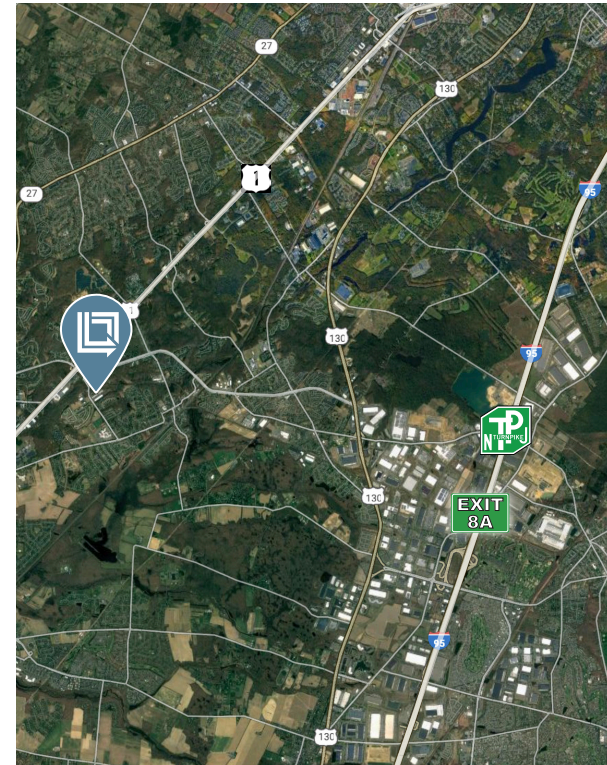
STOUTS LANE BUSINESS PARK

45 STOUTS LANE, MONMOUTH JUNCTION, NJ 08852

NEW JERSEY TURNPIKE

EXIT 8A

LESS THAN 8 MILES



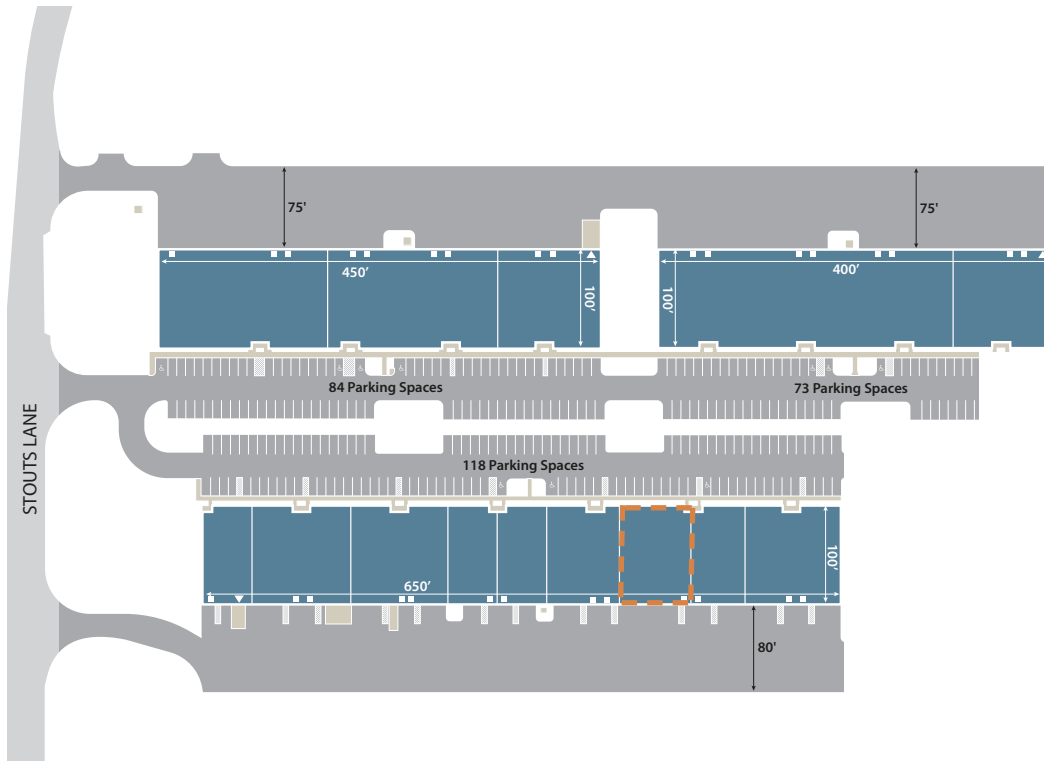
SPECIFICATIONS:

45 STOUTS LANE: SUITE 9B-10	
RENTABLE BUILDING AREA	65,000 SF
YEAR BUILT	1987
AVAILABLE SPACE	7,500 SF
OFFICE SF	2,824 SF
WAREHOUSE SF	4,676 SF
CLEAR HEIGHT	18'
COLUMN SPACING	25' X 25'
LOADING DOCK DOORS	1
FIRE PROTECTION	WET
TRUCK COURT DEPTH	80'

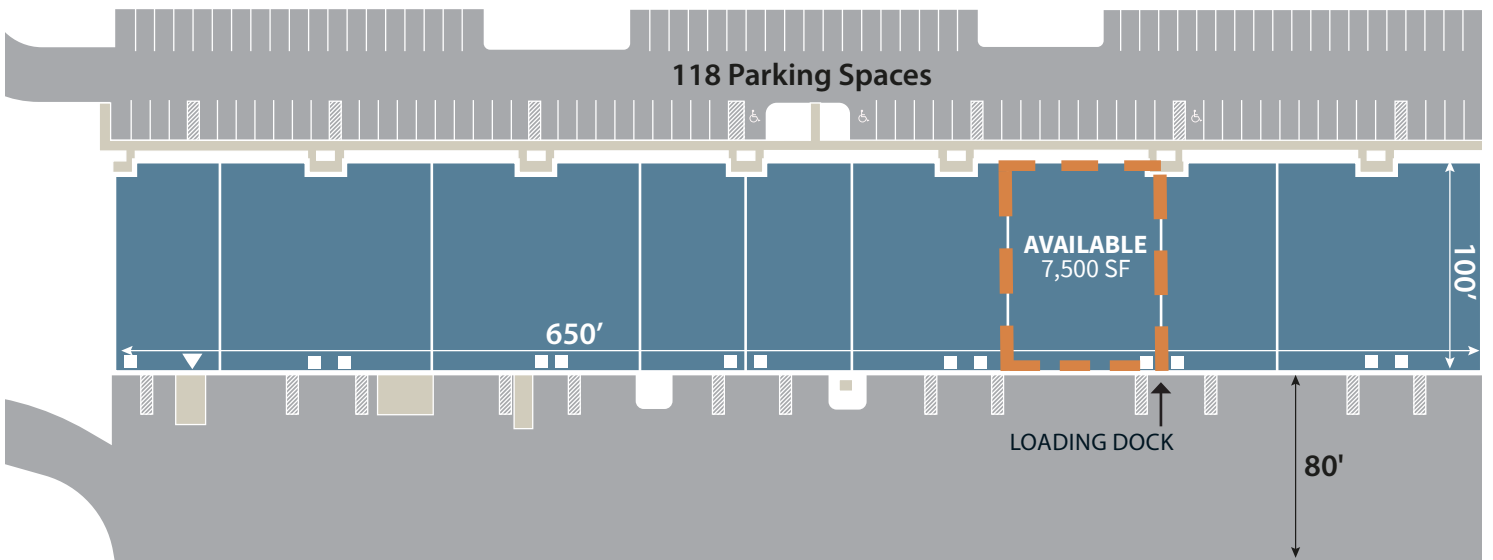
LOCATION:

US ROUTE 1	1 Mile
PRINCETON	7 Miles
NJ TURNPIKE EXIT 8A	8 Miles
I-295 EXIT 67	10 Miles
NEWARK LIBERTY INTL AIRPORT	34 Miles
PORT OF NEWARK/ELIZABETH	38 Miles
NEW YORK CITY	46 Miles
PHILADELPHIA	49 Miles
PHILADELPHIA INTL AIRPORT	58 Miles

SITE PLAN:



SUITE 9B-10



MATT KEMERY

Matt.Kemery@am.jll.com
 p: +1 856.324.5313
 c: +1 856.340.6842

NATE DEMETSKY

Nate.Demetsky@am.jll.com
 p: +1 732.590.4184
 c: +1 609.672.3163

RYAN M. BUERKLE

Ryan.Buerkle@am.jll.com
 p: +1 732.590.4160
 c: +1 908.304.4348

LBALogistics 



JLL | JONES LANG LASALLE

101 S Wood Ave
 Iselin, NJ 08830
 p: +1 732 590 3300

Although information has been obtained from sources deemed reliable, Owner, Jones Lang LaSalle, and/or their representatives, brokers or agents make no guarantees as to the accuracy of the information contained herein, and offer the Property without express or implied warranties of any kind. The Property may be withdrawn without notice. If the recipient of this information has signed a confidentiality agreement regarding this matter, this information is subject to the terms of that agreement. ©2022. Jones Lang LaSalle. All rights reserved.