

2240 Yates Avenue

Commerce, CA 90040

72,566 SF Industrial Building for Lease

Fully Renovated including new office, restrooms, lighting and yard





Highlights



Highly Desirable and Accessible
Central Los Angeles Location



72,566 SF Industrial Building
For Lease



6 Dock High Loading Doors



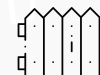
New LED Lights



18' Ceiling Clearance



2,835 SF New Office/Restrooms



Private Fenced Yard

Regional Map



A+ COMMERCE
LOCATION WITH
IMMEDIATE
ACCESS TO I-5

Key Distances



1.0 MILES



3.1 MILES



3.4 MILES



3.4 MILES



5.3 MILES



DOWNTOWN
LOS ANGELES
7.2 MILES



9.1 MILES



PORTS OF
LOS ANGELES AND
LONG BEACH
20 MILES



LOS ANGELES
INT'L AIRPORT
22 MILES

Aerial Map



YATES AVENUE

Also Available
30,304 SF

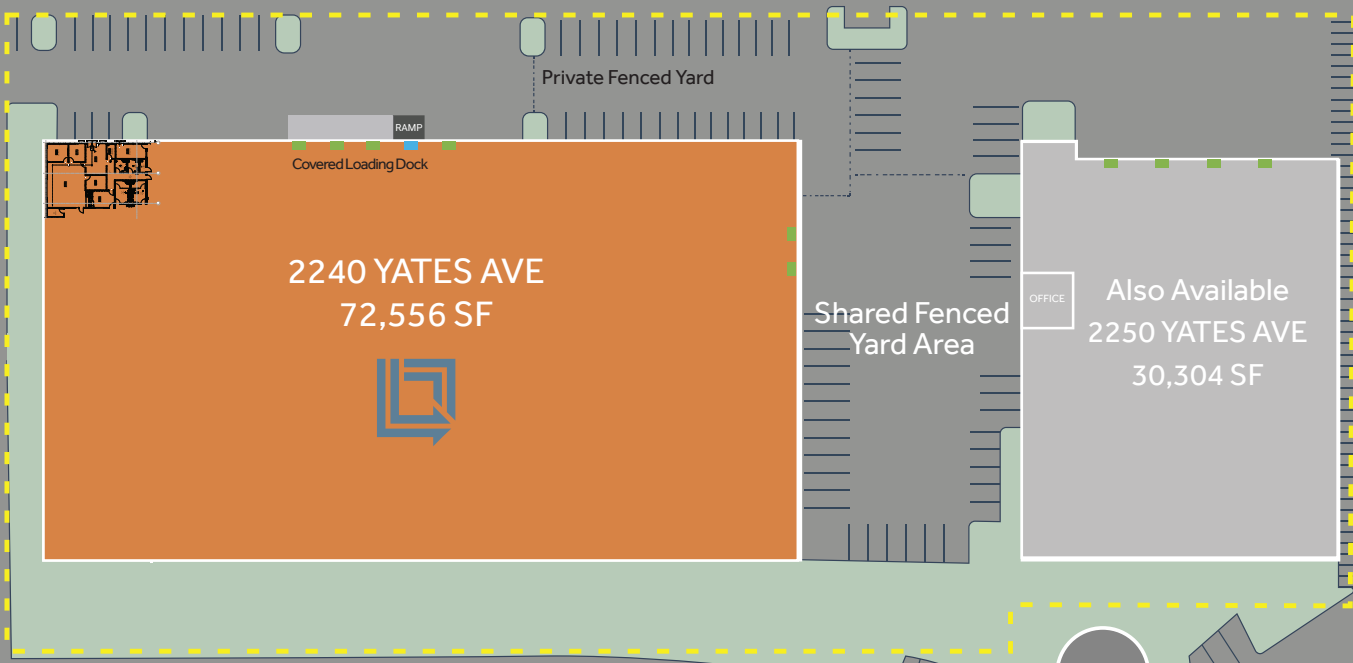
WASHINGTON BLVD



DTLA

Site Plan



YATES AVE



-  Dock-High Doors
-  Ramp



Local Market Experts

Jeff Stephens, SIOR

Executive Vice President
Lic. 01051764
+1 213 613 3761
jeffrey.stephens@cbre.com

Jack Mergenthaler, SIOR

Senior Vice President
Lic. 01942974
+1310 363 4946
jack.mergenthaler@cbre.com

Evan Crawford

Associate
Lic. 02105059
+1 213 613 3332
evan.crawford@cbre.com

Janice Bessler

Client Services Specialist
Lic. 0179179
+1 213 613 3089
janice.bessler@cbre.com

© 2023 CBRE, Inc. All rights reserved. This information has been obtained from reliable sources but has not been verified for accuracy or completeness. CBRE, Inc. makes no guarantee, representation, or warranty and accepts no responsibility or liability for the accuracy, completeness, or reliability of the information contained herein. You should conduct a careful, independent investigation of the property and verify all information. Any reliance on this information is solely at your own risk. CBRE and the CBRE logo are service marks of CBRE, Inc. All other marks displayed on this document are the property of their respective owners, and the use of such marks does not imply any affiliation with or endorsement of CBRE. Photos herein are the property of their respective owners. Use of these images without the express written consent of the owner is prohibited.

CBRE

LBA Logistics 

2250 Yates Avenue

Commerce, CA 90040

30,304 SF Industrial Building for Lease





Highlights



Highly Desirable and Accessible
Central Los Angeles Location



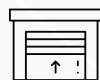
22'-24' Ceiling Clearance



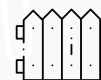
30,304 SF Industrial Building
For Lease



0.33/3000 Calculated
Sprinkler System



4 Dock High Loading Doors



Fenced Yard

Regional Map



A+ COMMERCE
LOCATION WITH
IMMEDIATE
ACCESS TO I-5

Key Distances



1.0 MILES



3.1 MILES



3.4 MILES



3.4 MILES



5.3 MILES



DOWNTOWN
LOS ANGELES
7.2 MILES



9.1 MILES



PORTS OF
LOS ANGELES AND
LONG BEACH
20 MILES



LOS ANGELES
INT'L AIRPORT
22 MILES

Aerial Map



DTLA

YATES AVENUE

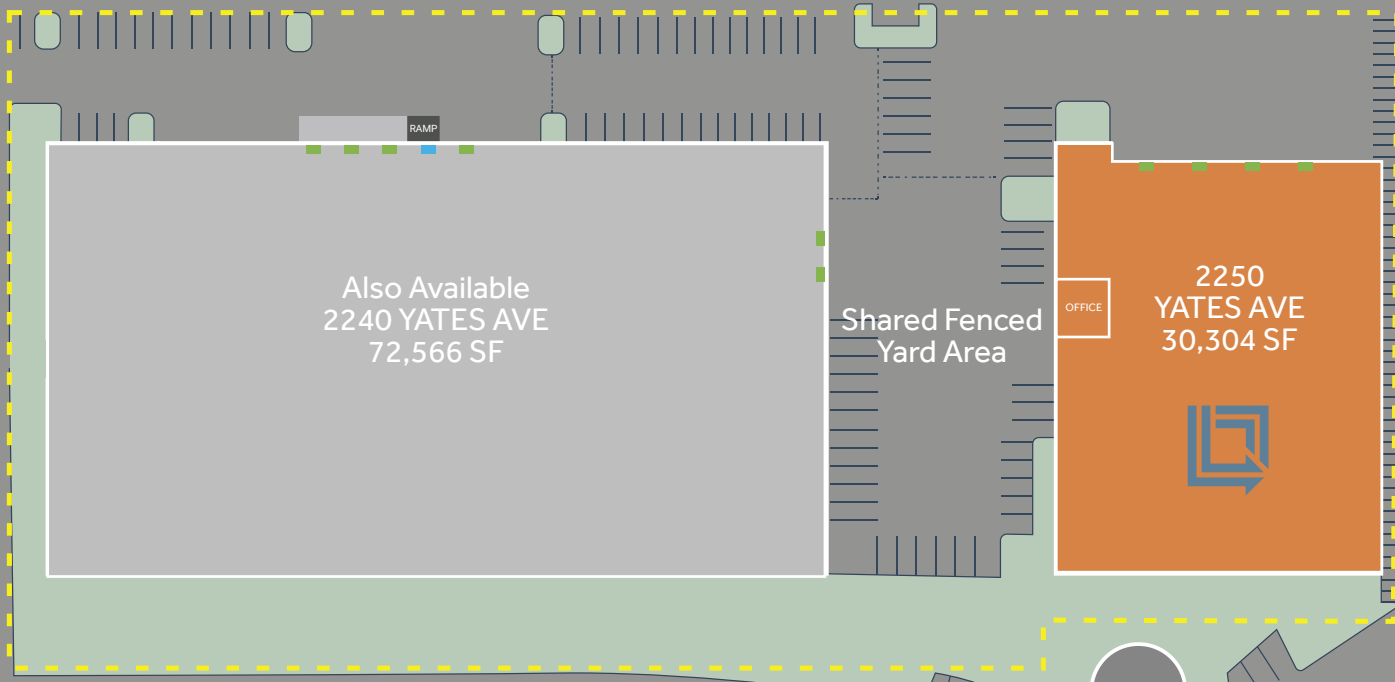
Also Available
72,566 SF

WASHINGTON BLVD

Site Plan



YATES AVE



Also Available
2240 YATES AVE
72,566 SF



Shared Fenced
Yard Area

OFFICE

2250
YATES AVE
30,304 SF



RAMP

-  Dock-High Doors
-  Ramp



Local Market Experts

Jeff Stephens, SIOR

Executive Vice President
Lic. 01051764
+1 213 613 3761
jeffrey.stephens@cbre.com

Jack Mergenthaler, SIOR

Senior Vice President
Lic. 01942974
+1310 363 4946
jack.mergenthaler@cbre.com

Evan Crawford

Associate
Lic. 02105059
+1 213 613 3332
evan.crawford@cbre.com

Janice Bessler

Client Services Specialist
Lic. 0179179
+1 213 613 3089
janice.bessler@cbre.com

© 2023 CBRE, Inc. All rights reserved. This information has been obtained from reliable sources but has not been verified for accuracy or completeness. CBRE, Inc. makes no guarantee, representation, or warranty and accepts no responsibility or liability for the accuracy, completeness, or reliability of the information contained herein. You should conduct a careful, independent investigation of the property and verify all information. Any reliance on this information is solely at your own risk. CBRE and the CBRE logo are service marks of CBRE, Inc. All other marks displayed on this document are the property of their respective owners, and the use of such marks does not imply any affiliation with or endorsement of CBRE. Photos herein are the property of their respective owners. Use of these images without the express written consent of the owner is prohibited.

CBRE

LBALogistics 