

SPRINGBROOK 188

FOR LEASE

100,038 SF
(15,900 SF OFFICE)

ADDRESS
7811-7915 South 188th St
Kent, WA

TOTAL BUILDING SF
100,038 SF

OFFICE SF
15,900 SF Total

80TH AVE S

S 188TH ST

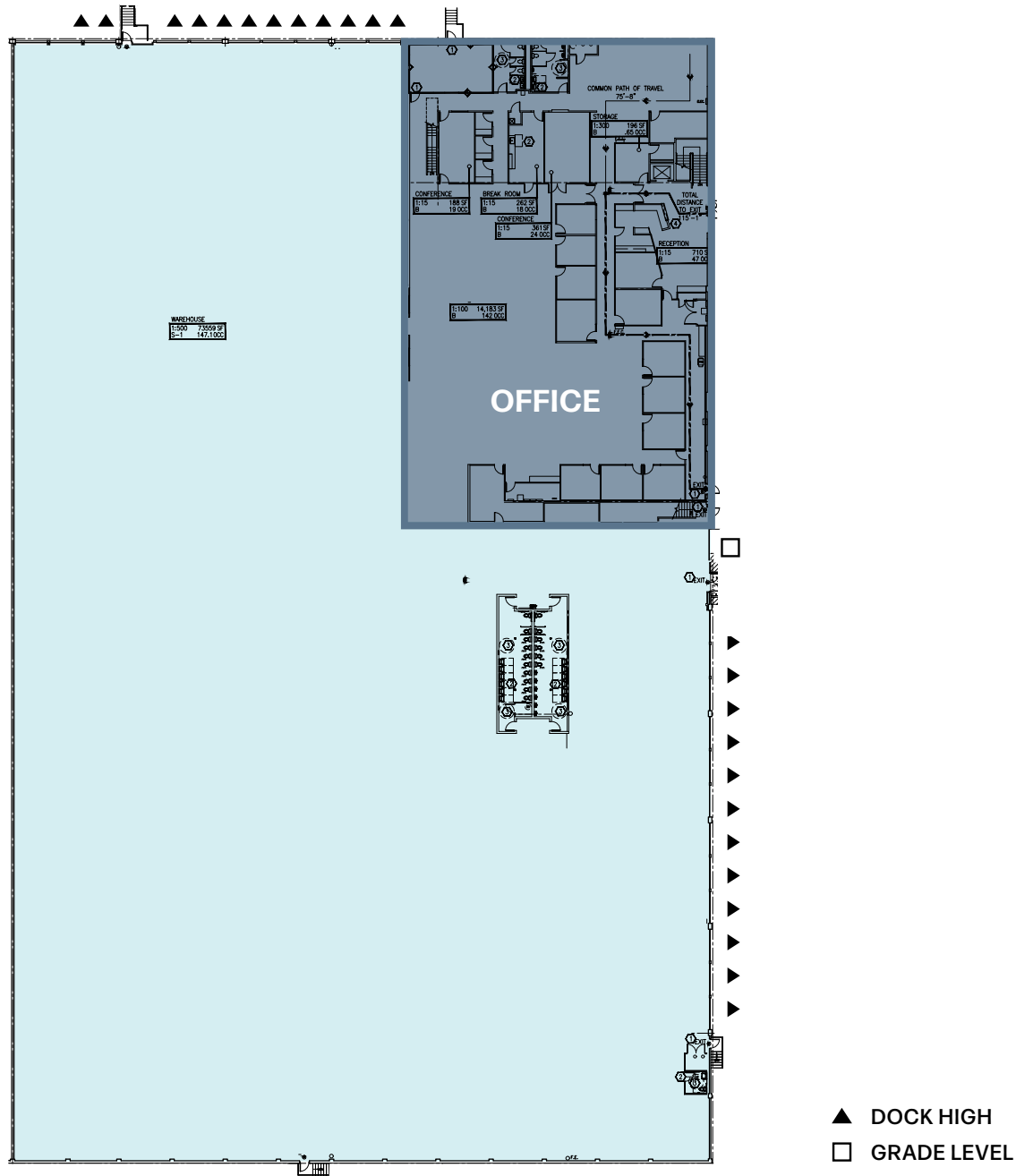
NEWMARK

THAD MALLORY, SIOR
thad.mallory@nmrk.com
425-362-1410

TAYLOR HOFF, SIOR
taylor.hoff@nmrk.com
425-362-1388

BLAKE BENTZ
blake.bentz@nmrk.com
425-362-1391

FLOOR PLAN



BUILDING DETAILS

ADDRESS

7811-7915 S 188th St, Kent, WA

TOTAL BUILDING SF

100,038 SF

OFFICE SF

15,900 SF

CLEAR HEIGHT

24'

LOADING

Ability to Have 24 Dock High Doors & 1 Grade Level Door

HEAVY POWER

800 AMP 480/277 Volts

PARKING/YARD AREA

Car & Trailer Parking
 Paved, Fenced, and Secured Yard/
 Parking Area

PROPERTY HIGHLIGHTS

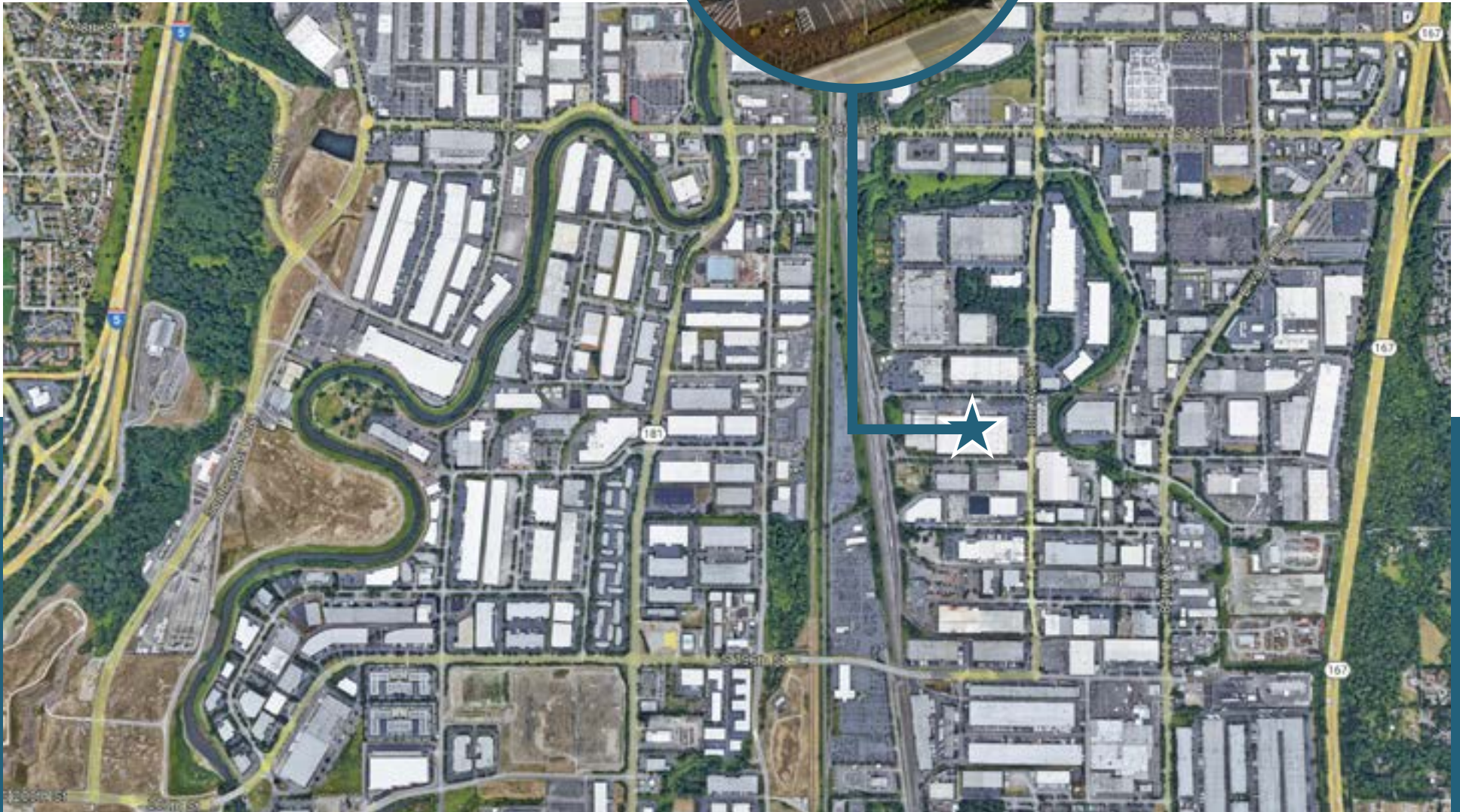
- Available Now
- Kent Valley Location
- Immediate Access to SR 167, I-5 and I-405
- ESFR Sprinkler System
- 100% Temperature Controlled Warehouse

DRIVE TIMES

Seattle-Tacoma International Airport	6 Miles
Port of Seattle	13.5 Miles



7811-7915 S 188TH ST
KENT, WA



SPRINGBROOK 188

NEWMARK

Thad Mallory, SIOR
425.362.1410
thad.mallory@nmrk.com

Taylor Hoff, SIOR
425.362.1388
taylor.hoff@nmrk.com

Blake Bentz
425.362.1391
blake.bentz@nmrk.com

The distributor of this communication is performing acts for which a real estate license is required. The information contained herein has been obtained from sources deemed reliable but has not been verified and no guarantee, warranty or representation, either express or implied, is made with respect to such information. Terms of sale or lease and availability are subject to change or withdrawal without notice.

SPRINGBROOK 188

7629 S 188TH ST, KENT, WA

FOR LEASE



83,528 SF TOTAL

44,824 SF COLD STORAGE

NEWMARK

THAD MALLORY, SIOR

thad.mallory@nmrk.com
425-362-1410

TAYLOR HOFF, SIOR

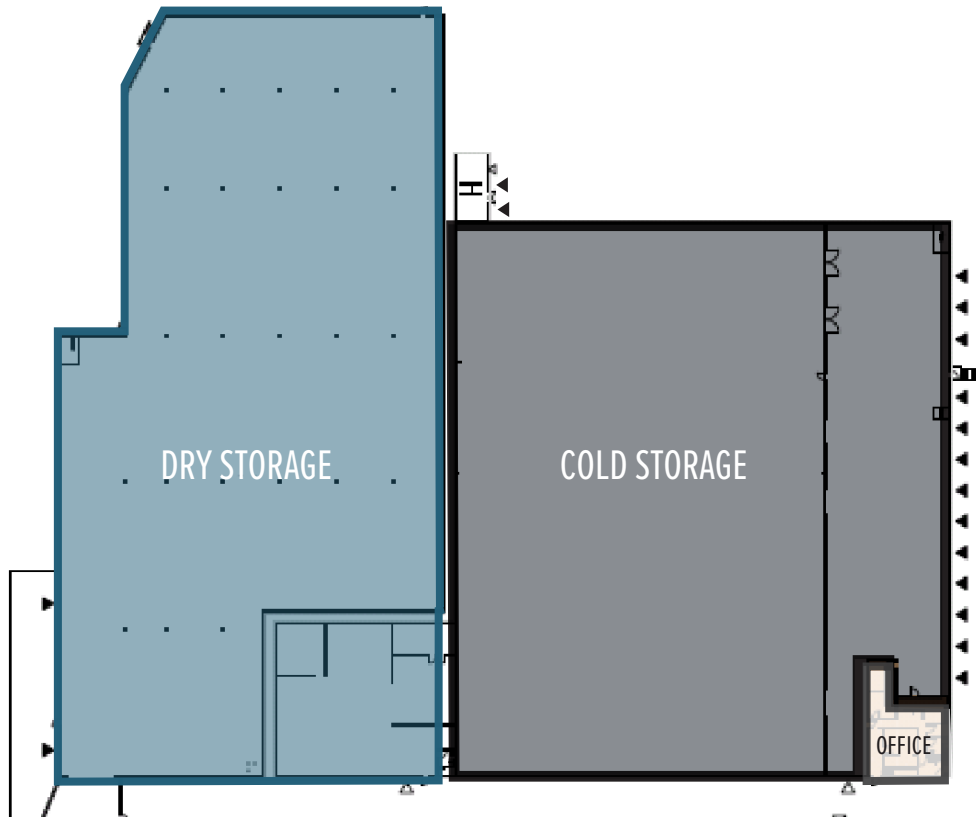
taylor.hoff@nmrk.com
425-362-1388

BLAKE BENTZ

blake.bentz@nmrk.com
425-362-1391

SPRINGBROOK 188

FLOOR PLAN



▲ DOCK HIGH

BUILDING DETAILS

ADDRESS

7629 S 188th St, Kent, WA

TOTAL BUILDING SF

83,528 SF (2,236 SF Office)

COLD STORAGE SF

44,824 SF

CLEAR HEIGHT

24'

LOADING

15 Dock High Doors

HEAVY POWER

800 AMP 480/277 Volts

PARKING/YARD AREA

Car & Trailer Parking
Paved, Fenced, and Secured Yard/
Parking Area

FREEZER

7,799 SF glycol underneath floor
-5 to 0°F Temperature

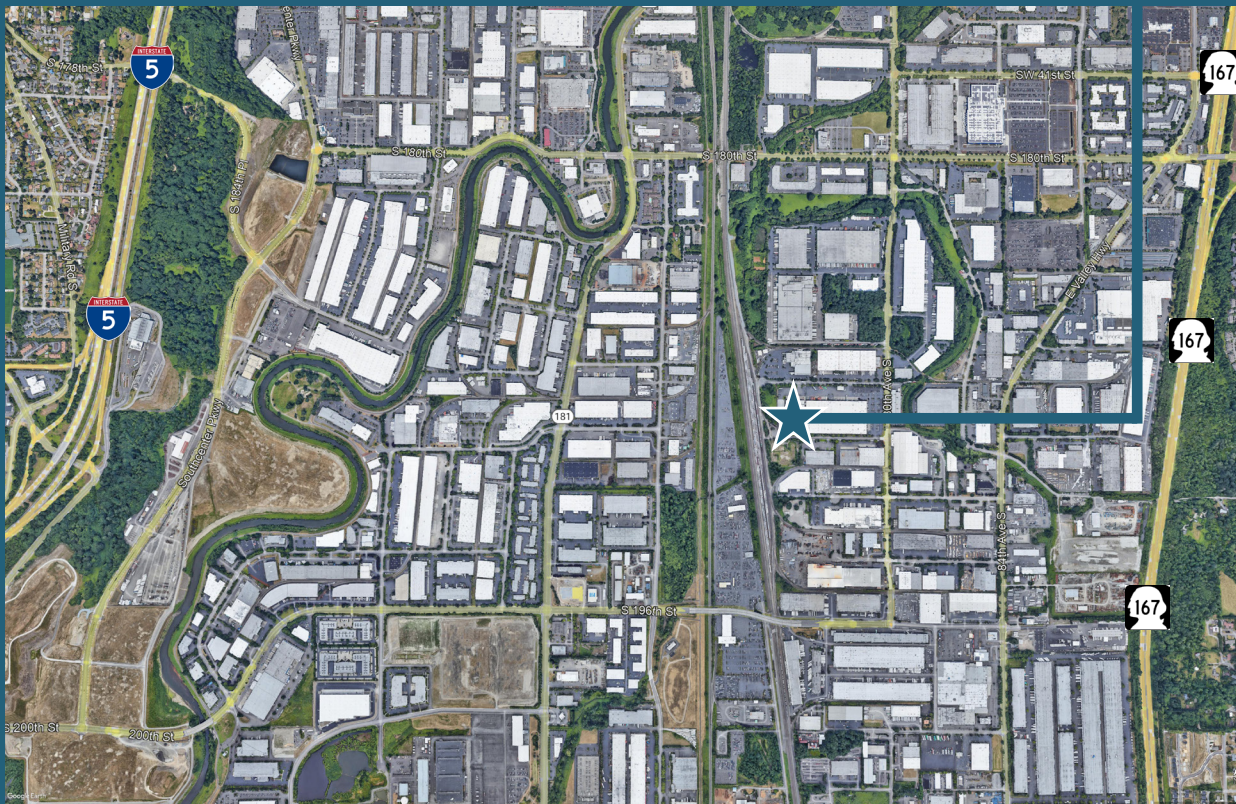
COOLER

37,025 SF
37 - 38 °F Temperature
38 °F cooler chill dock area

SPRINGBROOK 188

DRIVE TIMES

Seattle-Tacoma International Airport	6 Miles
Port of Seattle	13.5 Miles



PROPERTY HIGHLIGHTS

- Available June 1st, 2023
- Kent Valley Location
- Immediate Access to SR 167, I-5 and I-405
- ESFR Sprinkler System
- 100% Temperature Controlled Warehouse

The information contained herein has been obtained from sources deemed reliable but has not been verified and no guarantee, warranty or representation, either express or implied, is made with respect to such information. Terms of sale or lease and availability are subject to change or withdrawal without notice.