



7001 QUAD A V E N U E

7001 QUAD AVENUE | ROSEDALE, MD 21237
PRIME MID-ATLANTIC LOCATION

621,000 SF

Eastport Industrial Center

The Industrial Core of the Mid-Atlantic



FEATURES + SPECS

7001 QUAD AVENUE | THE CORE OF THE MID-ATLANTIC

 **BUILDING SIZE:** 621,144 SF

 **SITE SIZE:** 32 acres

 **CLASS:** A

 **FIRE PROTECTION:** ESFR

 **TRUCK COURT:** ±120' - ±130', with depth reaching 150' on south side

 **LOADING CONFIGURATION:** Cross-dock

 **DOCK DOORS:** 119 exterior door docks, 4 drive-ins (10' x 12')


 **ZONING:** MH-IM, Baltimore County

 **COLUMN SPACING:** 50'w x 50'd
50' x 60' in Staging area

 **CEILING HEIGHT:** 32'

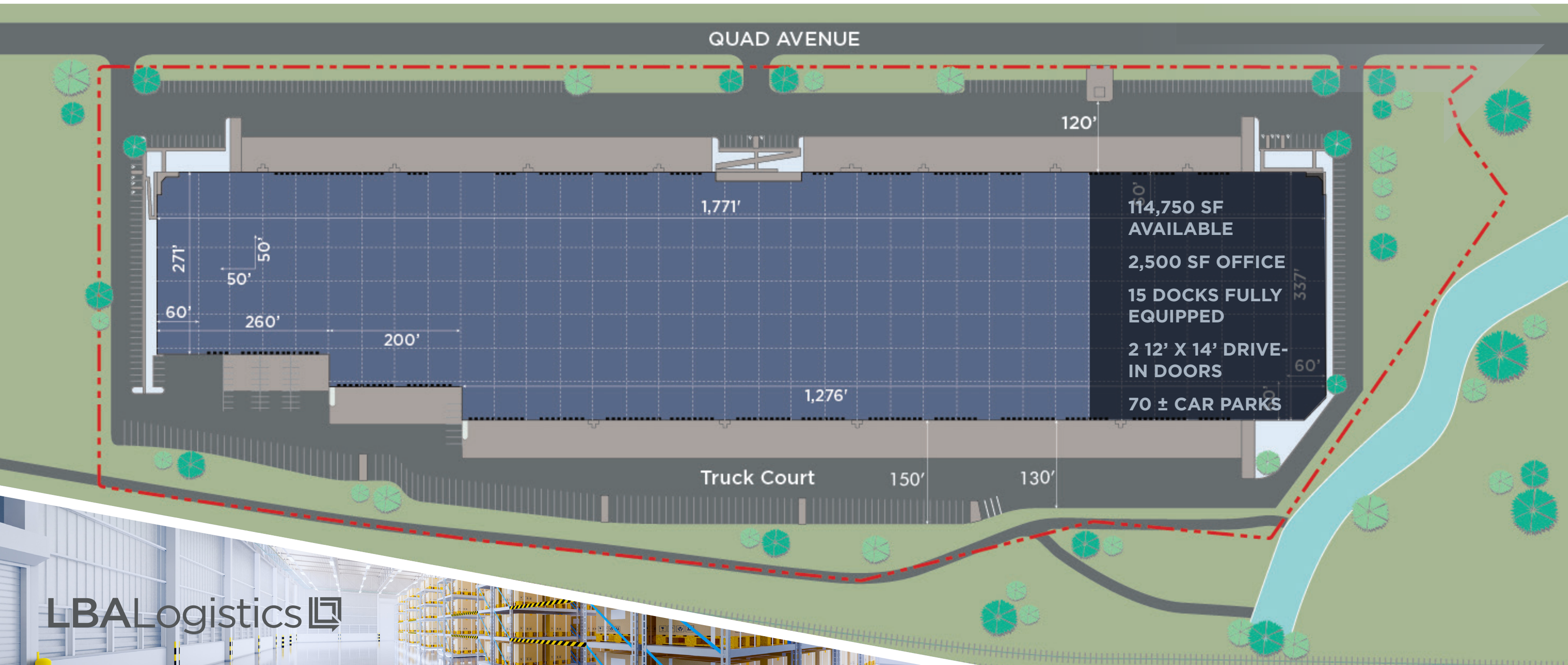
 **YEAR BUILT:** 2004

 **CONSTRUCTION TYPE:** Tilt Wall

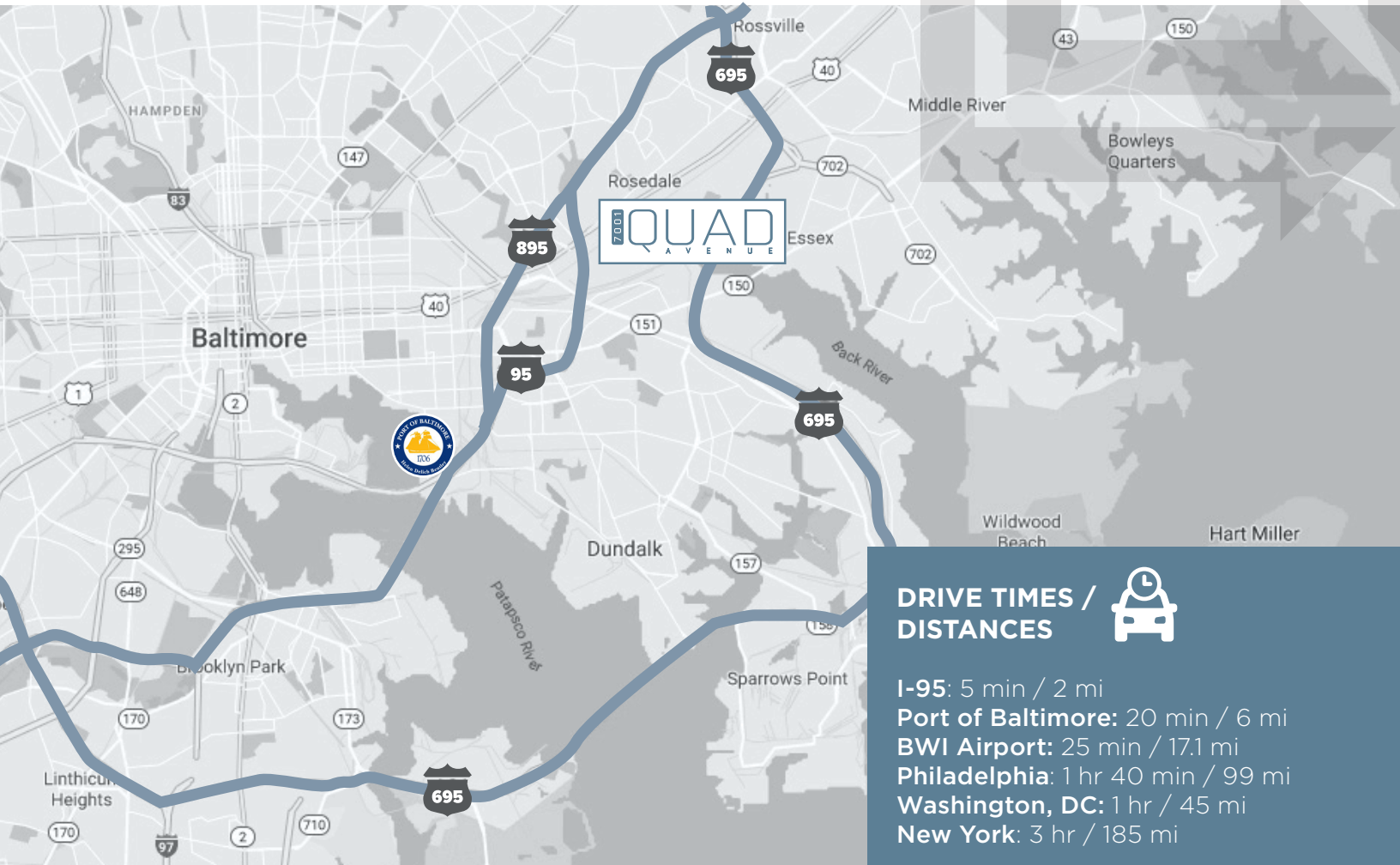
 **ROOF TYPE:** Single ply, .045" thick, non-reinforced EPDM membrane

 **T-5 LIGHTING**

 **GAS FIRED HEAT**



7001 QUAD AVENUE



properties.cbre.us/7001QuadAvenue

FOR MORE INFORMATION

BILL PELLINGTON
Executive Vice President
+1 410 244 3137
bill.pellington@cbre.com

JUSTIN MOHLER
Senior Vice President
+1 410 244 3116
justin.mohler@cbre.com

JON CASELLA
Senior Vice President
+1 410 244 3127
jonathan.casella@cbre.com

**7001 QUAD AVENUE
ROSEDALE, MD 21237**

**PRIME MID-ATLANTIC
LOCATION**

© 2021 CBRE, Inc. All rights reserved. This information has been obtained from sources believed reliable, but has not been verified for accuracy or completeness. You should conduct a careful, independent investigation of the property and verify all information. Any reliance on this information is solely at your own risk. CBRE and the CBRE logo are service marks of CBRE, Inc. All other marks displayed on this document are the property of their respective owners, and the use of such logos does not imply any affiliation with or endorsement of CBRE. Photos herein are the property of their respective owners. Use of these images without the express written consent of the owner is prohibited. PMStudio_March2021

CBRE