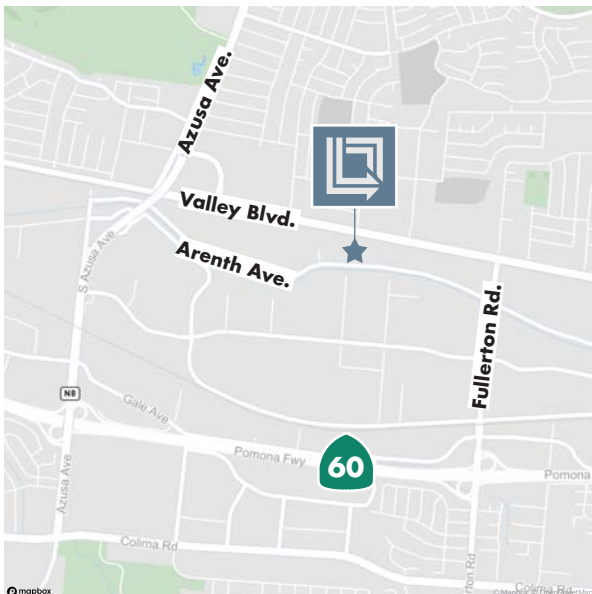




FOR LEASE

17891, 17901-17907 ARENTH AVENUE

City of Industry, CA 91748

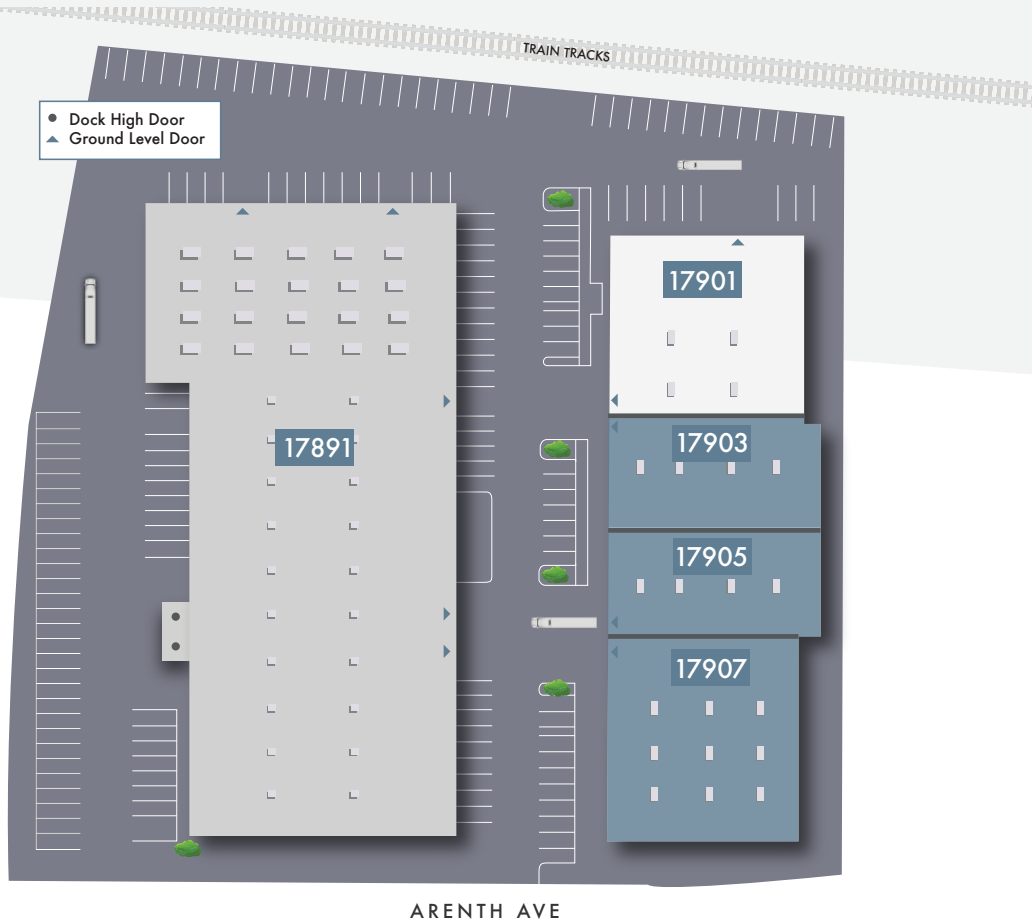


PROPERTY FEATURES

- Central City of Industry location
- 18' - 22' clear height
- Dock high and ground level loading
- Large fenced and secured yard
- Heavy power
- Convenient access to CA-60 via Azusa Ave and Fullerton Road
- Various unit sizes available
- Professionally managed business park




S I T E P L A N



ADDRESS	SF	OFFICE SF	LOADING	ASKING RATE/SF	OPEX / PSF	AVAILABLE
17903 Arenth Ave	±7,550	±1,103	1 GL	\$1.45 NNN	\$TBD	4/15/22
17905-17907 Arenth Ave	±21,190	±2,416	2 GL	\$1.40 NNN	\$TBD	Now





PLEASE CONTACT:

CAMERON MERRILL
Senior Vice President
+1 310 363 4799
cameron.merrill@cbre.com
Lic. 01392623

CASE DAHLEN
First Vice President
+1 909 418 2089
case.dahlen@cbre.com
Lic. 01841537

MATTHEW TUINSTR
Associate
+1 310 363 4873
matthew.tuinstra@cbre.com
Lic. 02111194

COURTNEY FISHER
Client Services Specialist
+1 310 363 4988
courtney.fisher@cbre.com
Lic. 02108851